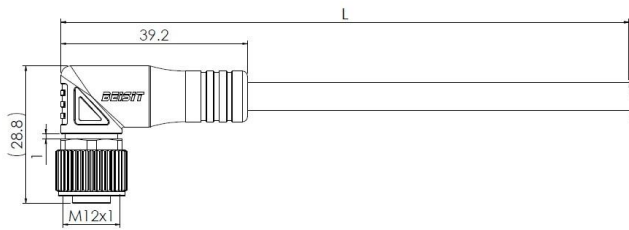


Actuator and sensor cable, PVC-Connection cable, M12, A-coding, 8-pin



Typecode M12A08CWF1ZV050N00
ID 1006050000143

Technical Data*

Connector A

| | |
|---------------------|----------------------------------|
| Connector | Female, M12 x 1, angle, A-coding |
| Number of pins | 8-pin |
| Contacts | Brass, Gold-plated |
| Coupling nut/screw | Zinc, Nickel-plated |
| Contact carriers | PA |
| Seal | FKM |
| Connector body | PUR, black |
| LED | No |
| Mechanical lifespan | ≥100 Mating cycles |
| Pollution degree | 3 |
| Protection class | IP67, Only in screwed condition |
| Locking mode | Screw, M12 x 1 |
| Standard | IEC 61076-2 |

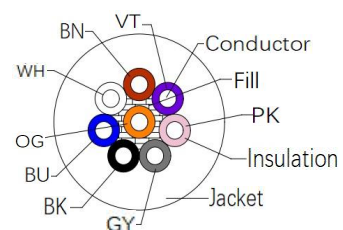
Cable

| | |
|-------------------------|--------------------------------------------------|
| Cable length | 5.0 m |
| Cable diameter | Ø 5.80 mm±0.20 mm |
| Cable jacket | PVC, black |
| Sheath stripping length | 50 mm |
| Shielding | No |
| Core insulation | PVC |
| Label for cables | L=20 mm, PVC |
| Core colors | 1-BN, 2-WH, 3-BU, 4-BK, 5-GY, 6-PK, 7-VT 8-OR |
| Conductor structure | 32/0.10 mm, Bare copper, stranded |
| Core cross-section | 8 x 0.25 mm ² |

Features

- M12, Female, angle, 8-pin
- Stripping of cable tail jacket
- Cable jacket material: PVC
- Jacket color: black
- Resistant to chemicals, oils and radiation
- Resistant to salt spray
- Anti vibration
- Protection class: IP67
- RoHS-compliant
- Approval: cULus, CE

Cable structure



Technical Data*

Electrical properties

| | |
|---------------------------------|--------------------------------------|
| Connector rated voltage | 30 V |
| Connector rated current | 2 A |
| Connector insulation resistance | $\geq 100 \text{ M}\Omega$ |
| Cable rated voltage | 300 V |
| Cable test voltage | 2000 V |
| Cable conductor resistance | $\leq 87.6 \text{ }\Omega/\text{km}$ |

Mechanical and chemical properties

| | |
|------------------------------------------|------------------------------|
| Bending radius (stationary installation) | $\geq 5 \times \varnothing$ |
| Bending radius (flexible use) | $\geq 10 \times \varnothing$ |
| Bending cycles | $\geq 1 \text{ Mio.}$ |

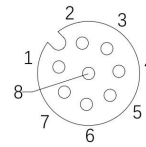
Operation temperature

| | |
|----------------------------------------|------------------|
| Ambient temperature range (stationary) | -25 °C ... 80 °C |
| Ambient temperature range (in motion) | -5 °C ... 80 °C |

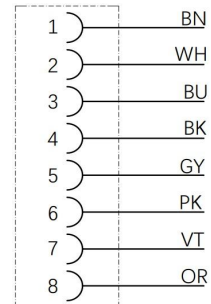
Commercial data

| | |
|-------------------|------|
| Country of origin | CN |
| Packaging unit | 1 pc |

Contact assignment



Connection diagram



* Please note that the data specified here were design data, and the parameters of product are subject to changes without prior notice. Matters not mentioned herein. Please contact customer service. Please also note that the user is responsible for validating functionality, conformity with applicable laws and directives, as well as for the electrical safety in the particular application.