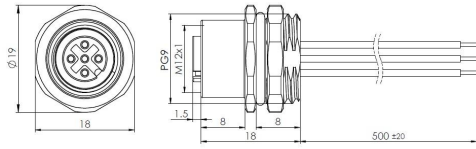


Accessories for actuator/sensor cables – female flange with wires, front-mounted



Typecode M12A03FBRF9WV005011
ID 1006020000187

Technical Data*

| Connector A | |
|---------------------|--------------------------|
| Connector | M12, A-coding |
| Number of Pins | 3-Pin |
| Contacts | Brass, Gold-plated |
| Flange housing | Brass, Nickel-plated |
| Mounting type | Front-mounted |
| Contact Carriers | PA |
| Seal | FKM |
| Screw-in thread | PG9 |
| Connection mode | Crimp connection |
| Mechanical lifespan | ≥ 100 Mating cycles |
| Pollution degree | 3 |
| Protection Class | IP67, (screwed together) |
| Cable length | 0.5 m |
| Core insulation | PVC |
| Core cross-section | 3 x 0.34 mm ² |
| Core colors | 1-BN, 3-BU, 4-BK |
| Locking mode | Screw M12 x 1 |
| Standard | IEC 61076-2 |

| Electrical properties at +20 °C | |
|---------------------------------|----------|
| Rated Voltage | 250 V |
| Rated current | 4 A |
| Insulation resistance | ≥ 100 MΩ |

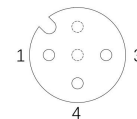
Mechanical and chemical properties

Ambient temperature range (stationary) -40 °C ... 85 °C

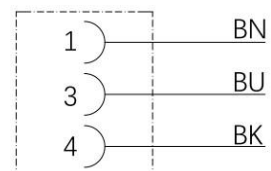
Features

- M12, Female, 3Pin
- Resistant to salt spray
- Protection Class: IP67
- RoHS-compliant
- Approval: cULus, CE

Contact assignment

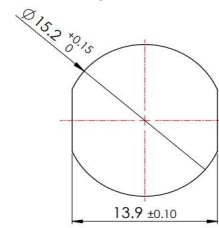


Connection diagram



Technical Data^{*}**Commercial data**

| | |
|-------------------|------|
| Weight | 21 g |
| Country of origin | CN |
| Packaging unit | 1 pc |

Through bore

* Please note that the data specified here were design data, and the parameters of product are subject to changes without prior notice. Matters not mentioned herein. Please contact customer service. Please also note that the user is responsible for validating functionality, conformity with applicable laws and directives, as well as for the electrical safety in the particular application.